


Hydraulic Safety- and Accumulator - Block



- TÜV approved schematic for safety-concept
- Redundant safety-functions
- Hydraulic accumulator integrated
- Soft pressure switch-on function
- Limited flow mode for operating in setting program
- Supply-port for hydrostatical bearing-circuit

Fittings and periphery

Hydraulic Safety- and Accumulator - Blocks



The hydraulic safety- and accumulator block takes over the safety-function to cut-off the hydraulic-energy from the test-bench or other machines in case of an emergency-stop. The hydraulic diagram therefore is built according to modern safety-standards. Two main-cartridges are included which work in serial connection. Both of them are furthermore monitored regarding the effective position of the valve-piston. This makes sure that a malfunction is always detected and that one failure will not create a dangerous situation.

The block integrates also one or multiple hydraulic accumulators. Size and number of accumulators are always coordinated with the hydraulic-system. The blocks are usually designed for an inlet-pressure of up to 280 bars. A large check-valve makes sure that the accumulator is not pushing back in case of a power-loss on the inlet-pressure. The system, and accumulator are usually monitored with a pressure-transducer or pressure-switch.

The hydraulic safety- and accumulator blocks can offer multiple connection ports for more then one system if required. The blocks is also equipped with connection-ports for the return-flow line and the leakage drain-line. If desired the leakage-port can be combined directly with a leakage-oil-pump.

The block integrates also a supply-mode for an operating in setting program. Two small, parallel to the large cartridge valves combined with an orifice are limiting the flow in this mode. This makes sure that the machine is unable to perform quick movements. Furthermore this function can be used to start up the pressure slowly on the test-bench.

The hydraulic safety- and accumulator blocks are specially designed to connect your machine to a hydraulic central main-power-supply or to a local pump-unit. The concept based on TÜV approved set-up will simplify the efforts regarding risk-analysis for your system and project.

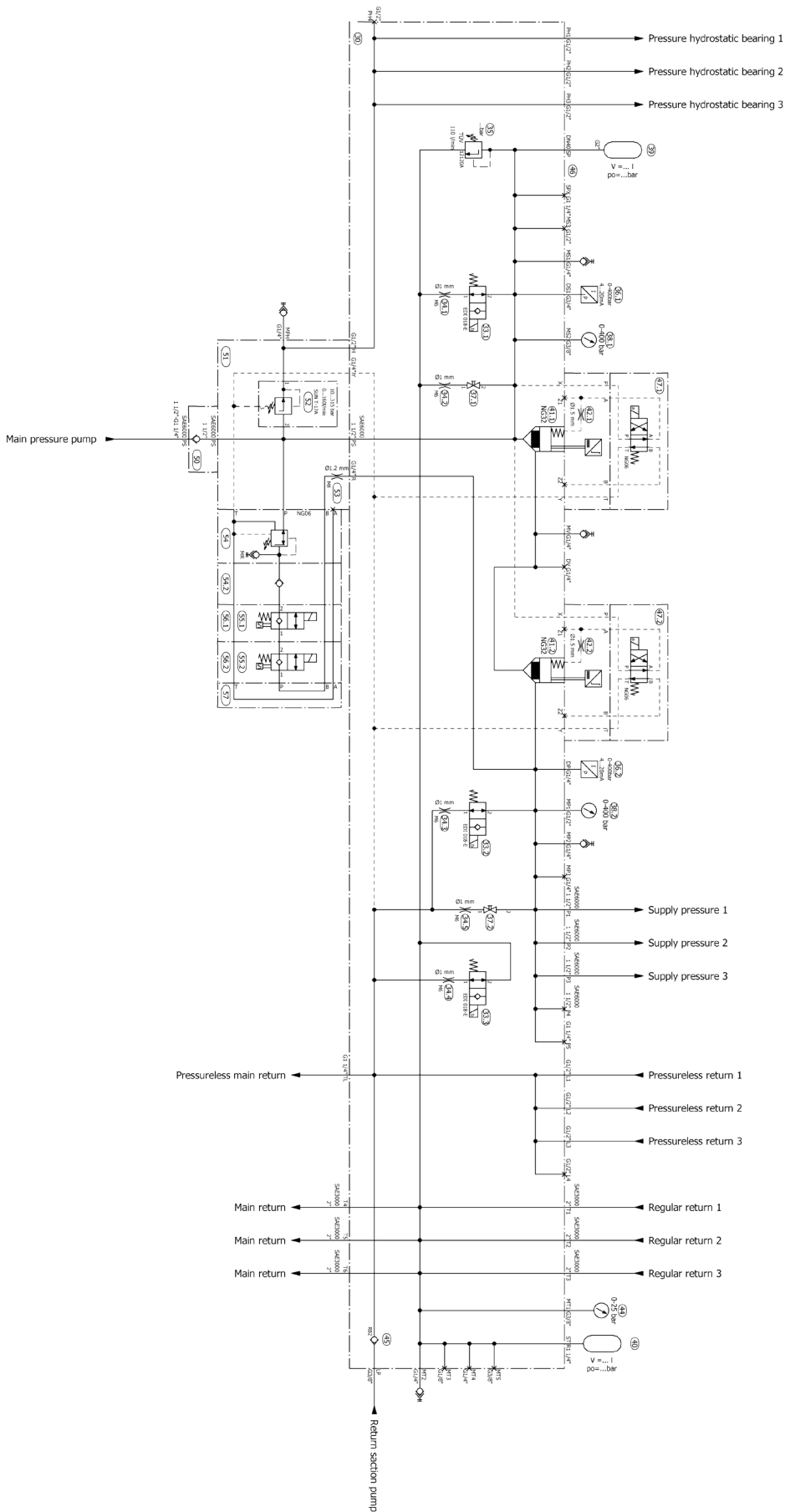


Installation size

Accumulator-Block-version	Volume flow max.	Pressure max.
NW10	80 l/min.	350 bar
NW16	200 l/min.	350 bar
NW25	400 l/min.	350 bar
NW32	1000 l/min.	350 bar



Safety- and accumulator block



The basis for highest quality standard

Applications:

- Entertainment and pleasure parks
- Automobile and aircraft industry
- Test and positioning apparatus and further applications
- Manufacturing facilities for paper and steel industry
- Equipment for hydro power and power engineering
- General mechanical engineering

Through experience comes success

Clever concepts for customized drives

Assured quality of manpower and technology

Internal knowledge further communicated

Our maintenance and service team never keep you waiting long



Consultation

For us consulting means listening. First we analyse your requirements in discussion. Consequently we develop precise recommendations. With the involvement of our developers your requirements are as good as fulfilled.

Engineering

We offer our customers not only components, but system-solutions inclusive of electronics and software. Our know-how is in demand world-wide because it makes the impossible possible. Together we develop a solution that is optimally tailored to you.

Production and Commissioning

You never stand alone. Hagenbuch supplies not only an optimal product but also the assurance of a perfectly running system-solution. Therefore our highly qualified team are at disposal on location and around the globe.

Training

To know how something works saves money. Our advantage: We know, what you need to know, to ensure reliable operation. To-the-point training ensures the economic function of our technology.

Maintenance and Service

Even after commissioning your system will be attended to by an experienced team of mechanics and Engineers. We offer servicing on-site world-wide or in-house - either on the basis of service contract or on individual specification.



Hagenbuch Hydraulic Systems AG, Rischring 1, CH-6030 Ebikon, Tel. +41 (0)41 444 12 00, Fax +41 (0)41 444 12 01

info@hagenbuch.ch
www.hagenbuch.ch

HAGENBUCH 
Hydraulic Systems

201809/V02/E